

Imperflex® MSA

SPECIFICATIONS



SPECIFICATION

MSA-12-01

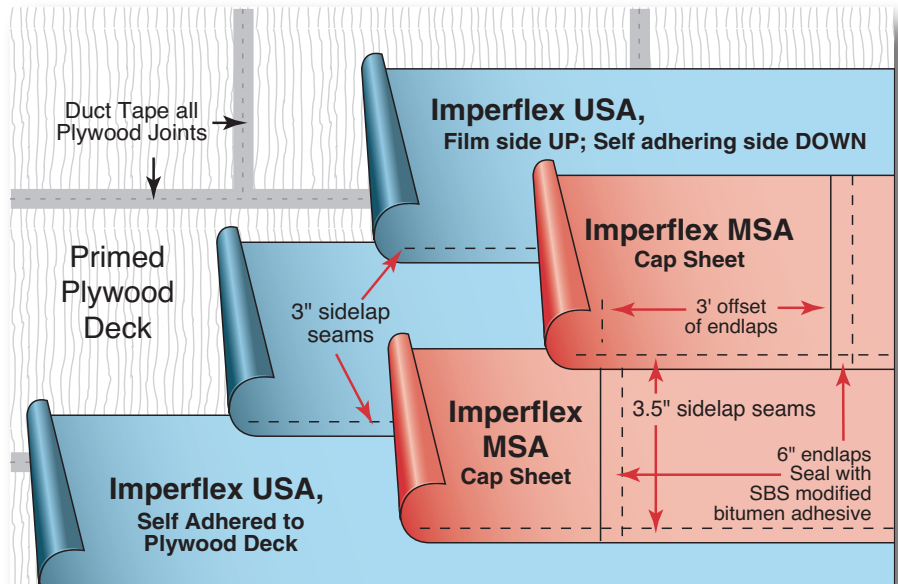
12-Yr. Material Only Warranty

DECK: Plywood with all joints taped using duct tape. Plywood surface must be primed using a water-based SA primer.

BASE SHEET: Imperflex USA (film)

CAP SHEET: Imperflex MSA

NOTE: End laps must be offset 3' and sealed with SBS modified bitumen adhesive



SPECIFICATION

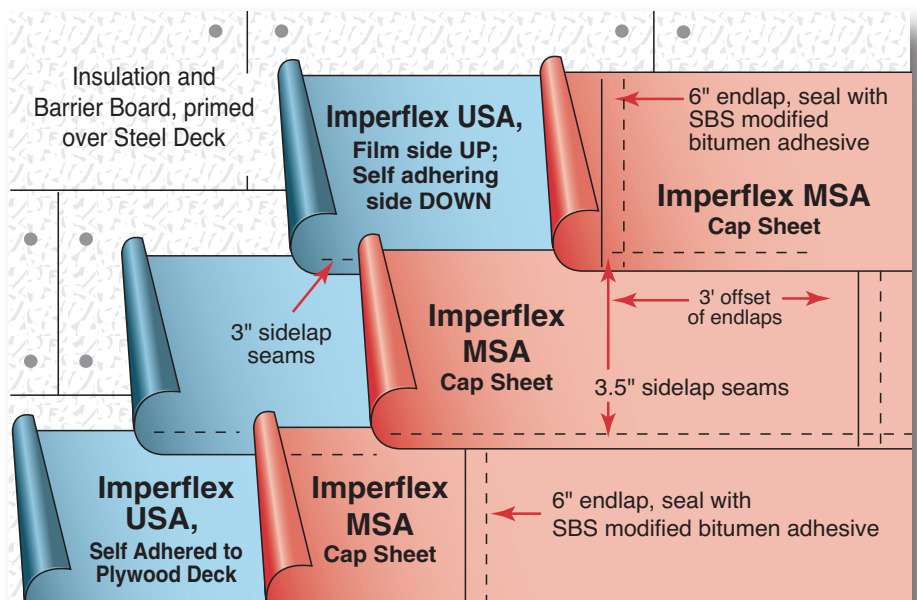
MSA-12-02

12-Yr. Material Only Warranty

DECK: Steel with insulation and barrier board, primed using a water-based SA primer.

CAP SHEET: Imperflex MSA

NOTE: End laps must be offset 3' and sealed with SBS modified bitumen adhesive



Bitec, Inc.
 P.O. Box 497
 No. 2 Industrial Park Dr.
 Morrilton, AR 72110
 Phone: 1-800-535-8597
 Fax: 501-354-3019
www.bi-tec.com

Imperflex® MSA

SPECIFICATION



SPECIFICATION

MSA-12-03

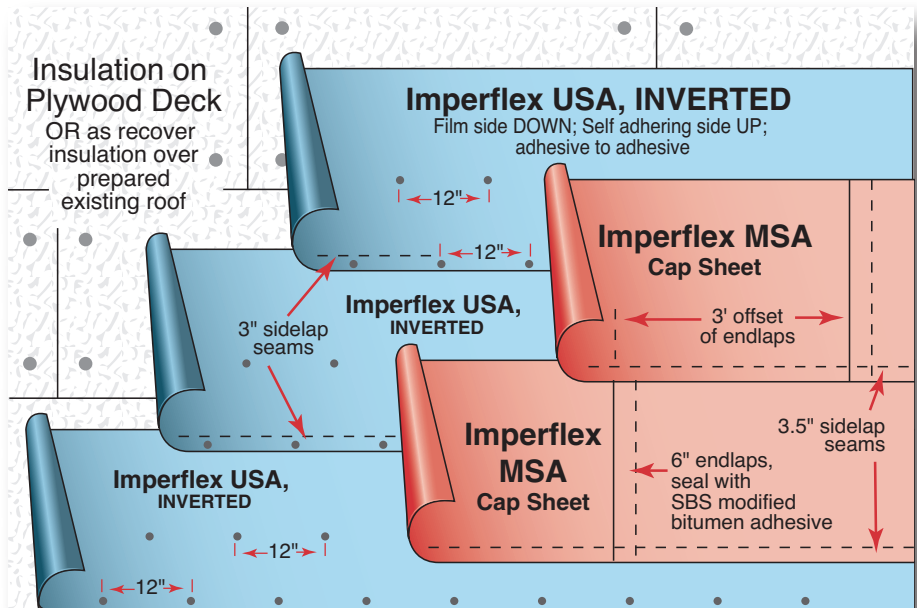
12-Yr. Material Only Warranty

DECK: Plywood with insulation or re-cover insulation

BASE SHEET: Imperflex USA (film) inverted; mechanically attached

CAP SHEET: Imperflex MSA

NOTE: End laps must be offset 3' and sealed with SBS modified bitumen adhesive



SPECIFICATION

MSA-12-04.LM

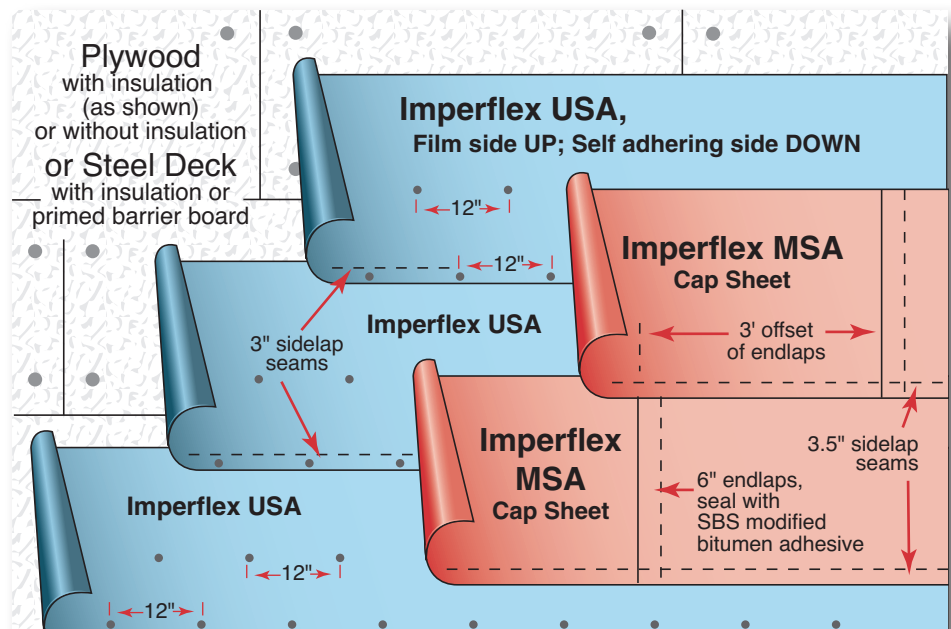
*12-Yr. Material Only Warranty

DECK: Plywood with or without insulation, or steel deck with insulation or barrier board, primed

BASE SHEET: Imperflex USA, mechanically attached

CAP SHEET: Imperflex MSA

NOTE: End laps must be offset 3' and sealed with SBS modified bitumen adhesive



Bitec, Inc.
P.O. Box 497
No. 2 Industrial Park Dr.
Morrilton, AR 72110
Phone: 1-800-535-8597
Fax: 501-354-3019
www.bi-tec.com

Imperflex® MSA

SPECIFICATION



SPECIFICATION

MSA-12-05.LM

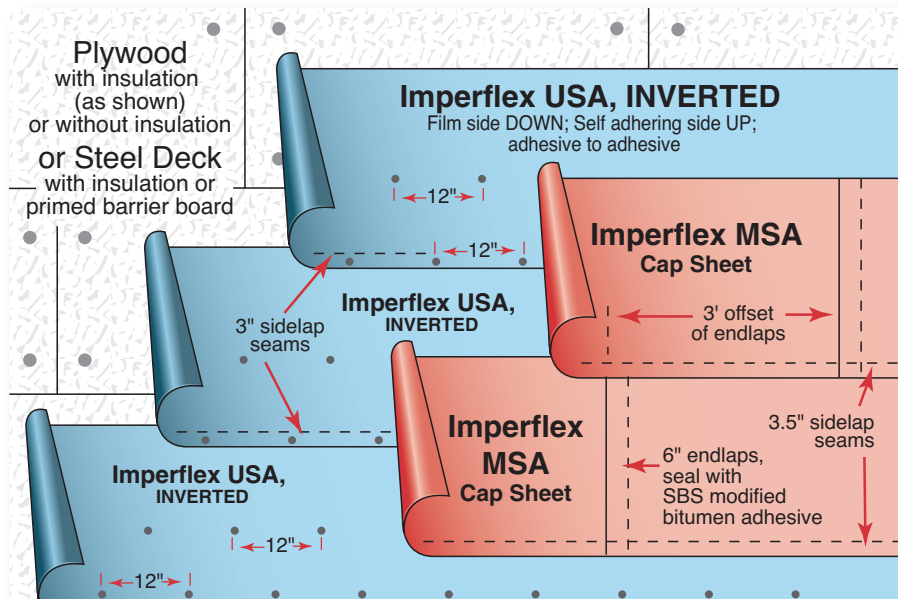
*12-Yr. Material Only Warranty

DECK: Plywood with or without insulation, or steel deck with insulation or barrier board, primed

BASE SHEET: Imperflex USA (film) inverted; mechanically attached

CAP SHEET: Imperflex MSA

NOTE: End laps must be offset 3' and sealed with SBS modified bitumen adhesive



Imperflex roof systems should not be installed directly over a wood plank deck without a layer of roof insulation and/or Dens-Deck or other approved barrier board. All wood decks should provide adequate structural support so as to not allow excessive joint movement between panels that may cause wrinkles and movement in the membrane installation, which may also eventually cause splitting of the membrane. Joint clips are required in the joints of all plywood, OSB and similar decking materials.

Bitec strongly recommends the installation of a barrier board over all types of wood decks. On wood or any other decks suspect of excessive movement, cut USA base ply and the MSA cap sheet into half (1/2) sheet lengths before installation. This will ease installation and help prevent wrinkling, ridging and fishmouthing. Be sure that all end laps are sealed with lap adhesive such as Bitec PMA-186 or PMA-2000.

Bitec requires the use of an approved water-based primer specifically manufactured for use with self adhering membranes when Imperflex roof systems are to be installed directly over wood decks. Roof decks of all types must have a minimum of 1/2" per foot slope to provide adequate drainage.

Imperflex roof systems should only be installed when weather conditions are suitable and the weather forecast does not include rain or other precipitation and only when temperatures are 50°F and rising. In cool or cold weather, Imperflex materials should be kept inside and in a heated space. Rolls must be unrolled and allowed to relax before installation.

Self-adhering surfaces must be protected from contamination caused by wind blown dust, debris, moisture and even high humidity to allow proper adhesion. Therefore, careful consideration must be given to selecting the installation of any self-adhering roof system.

Imperflex self-adhering roof systems will require several days of sunny weather and warm temperatures for the interfacing adhesive surfaces to properly bond to each other. It is absolutely imperative that each individual roll of Imperflex be rolled into place before another roll is installed to remove any wrinkles and air pockets. Experience will be required to develop good installation methods that will save time and make for an acceptable installation. Good roofing practices are required and only experienced professional contractors should attempt these applications.

*Installations for Labor & Material Warranties must be installed by BITEC, INC. authorized applicators only.



Bitec, Inc.
P.O. Box 497
No. 2 Industrial Park Dr.
Morrliton, AR 72110
Phone: 1-800-535-8597
Fax: 501-354-3019
www.bi-tec.com